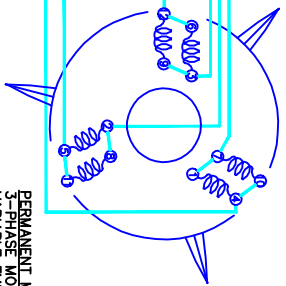
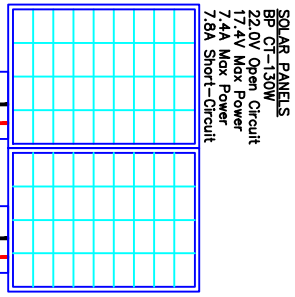
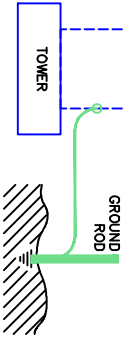
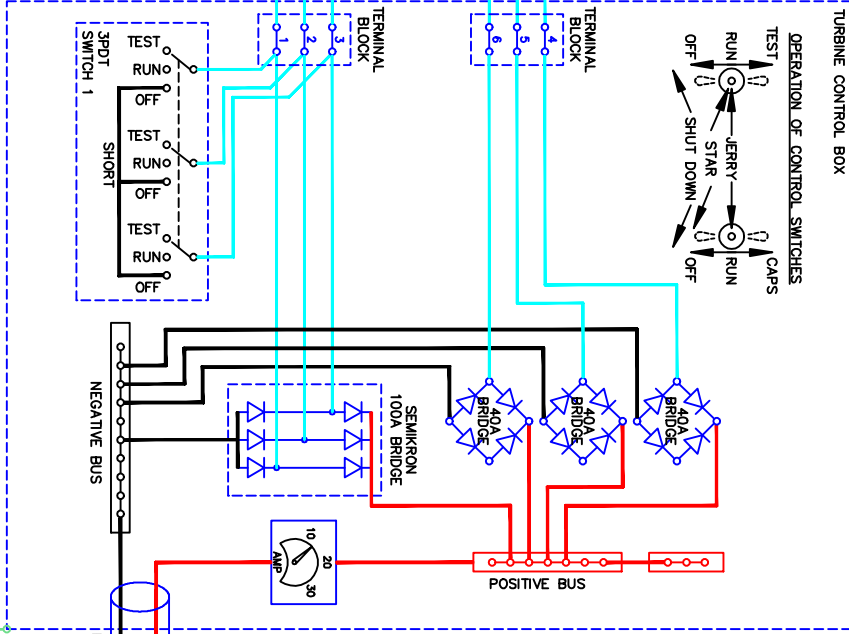
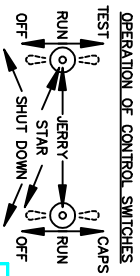


LINES LEGEND:			
BLACK	RED	GREEN	CYAN
NEGATIVE	DC POSITIVE	GROUND	AC
THIN:			DATA (<1 AMP)
MEDIUM:			POWER (<50 A)
THICK:			POWER (>50 A)

PERMANENT MAGNET GENERATOR
3-PHASE MOTOR CONVERSION
VARIABLE EMF / VARIABLE FREQUENCY
PARALLEL-Y CONNECTION SWITCHABLE
TO INDIVIDUALLY RECTIFIED PHASES



TURBINE CONTROL BOX



BATTERY SHED

